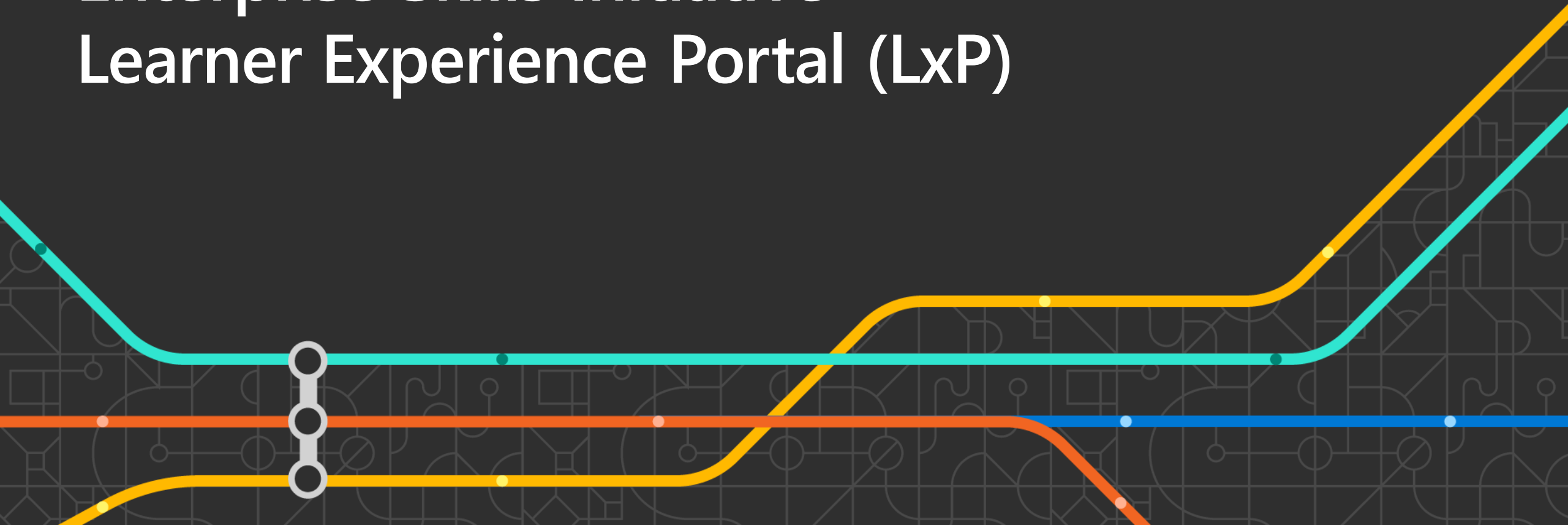


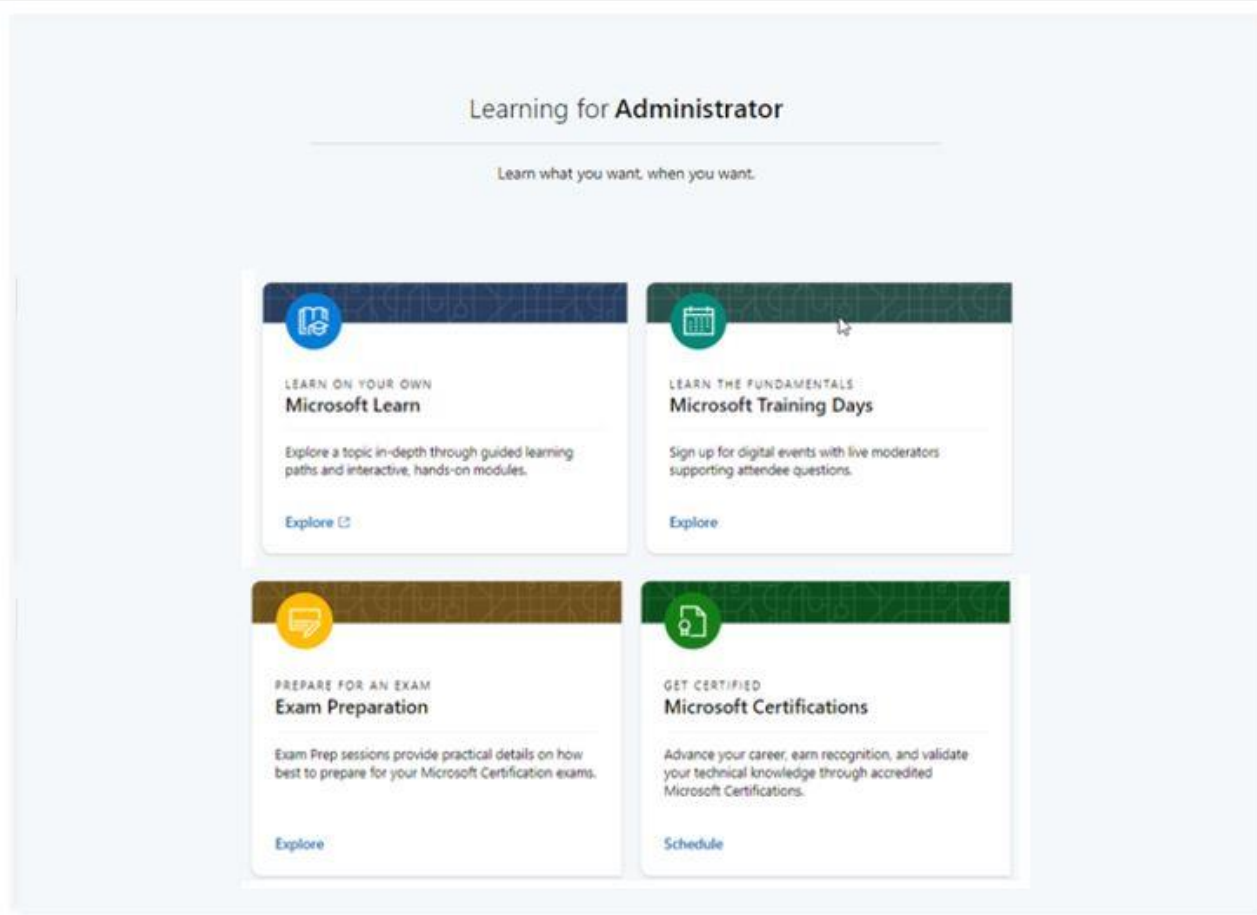
Enterprise Skills Initiative Learner Experience Portal (LxP)



A centralized experience for your learners with the Learner Experience Portal (LxP)

The LxP is the one-stop shop for your learners to discover and start using the learning benefits available to them

- Find and register for Microsoft-delivered training events, Exam Prep sessions, and Microsoft Virtual Training days—in their time zone and language
- Find and launch Microsoft Official Practice Tests
- Schedule Microsoft Certification Exams
- Find role-recommended self-paced interactive training on Microsoft Learn



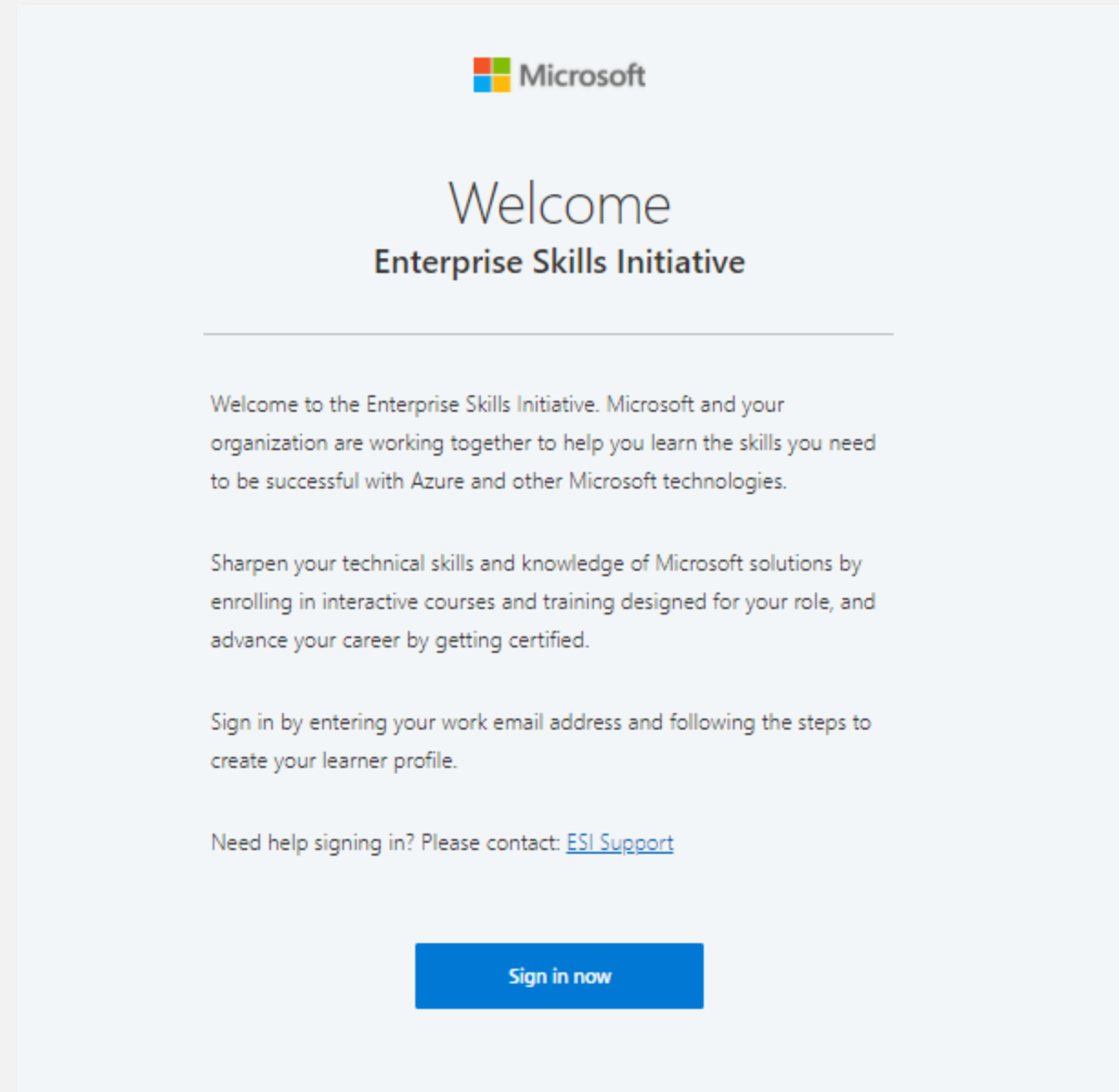
LxP Tech Specs

How does authentication work?

The LxP is a first-party Azure application.

If you are using [Azure Active Directory](#) (Microsoft's cloud-based identity and access management service), your users can authenticate through their pre-existing organization credentials.






If you're on Azure Active Directory, your users can link a personal [Microsoft account](#) to their organization account to sign in.



Security and Privacy Info

What data does the LxP collect and why?

- **Learner work email**, to validate their eligibility for the program.
- **Learner preferences**, to personalize the learning experience.
 - Language
 - Country
 - Time Zone
 - Role
- **Data sharing consent**, to provide you information on learning completed by your employees.

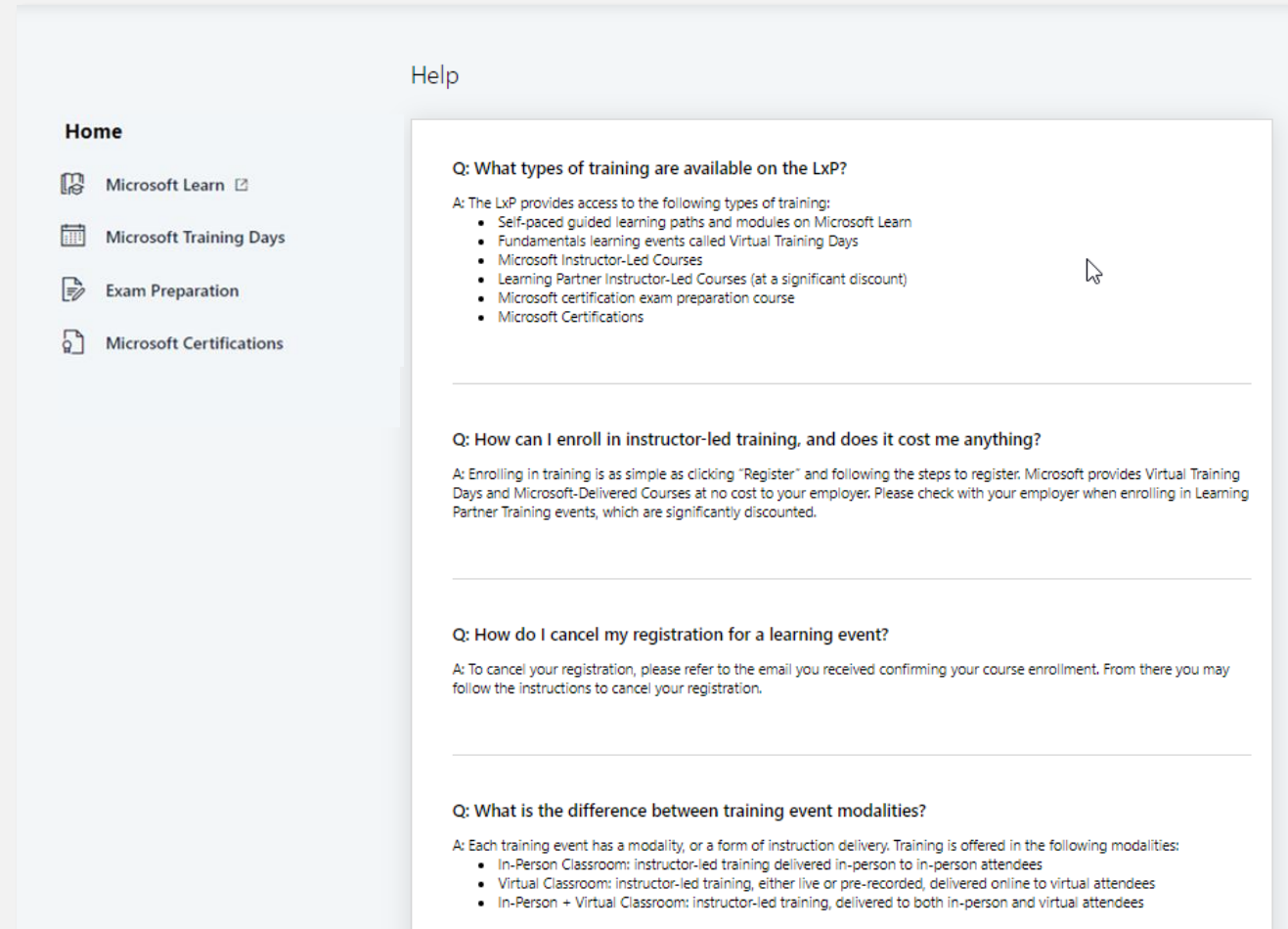
Language:		Select a preferred Language * <div>English</div>
Country		Select a learning Country * <div>United States</div>
Time zone		Select your time zone * <div>(GMT-08:00) Pacific Time (US & Ca...</div>
Role		Select a learning role * <div>Data Engineer</div>
Your Learning Data		Microsoft has a variety of learning experiences which will track your learning activity under the organizational account (albus@esicontoso.onmicrosoft.com) you've provided. By using your organizational account, you understand and acknowledge that your email address as well as past and new learning and certification information will be shared with your organization.

Questions and support

Most **LxP** questions can be answered using the **FAQ** that is on the Help tab.

For **questions about your Learning Benefits**, contact your Training Program Manager.

For technical support, please go to [ESI support](#).



The screenshot displays the Microsoft Learning Help interface. On the left, a sidebar titled "Home" contains four navigation items: "Microsoft Learn" (with a book icon), "Microsoft Training Days" (with a calendar icon), "Exam Preparation" (with a document icon), and "Microsoft Certifications" (with a certificate icon). The main content area on the right is titled "Help" and contains three FAQ entries, each separated by a horizontal line. The first entry asks "Q: What types of training are available on the LxP?" and provides an answer listing five training types. The second entry asks "Q: How can I enroll in instructor-led training, and does it cost me anything?" and provides an answer explaining the registration process and cost. The third entry asks "Q: How do I cancel my registration for a learning event?" and provides an answer explaining the cancellation process. The fourth entry asks "Q: What is the difference between training event modalities?" and provides an answer listing three modalities.

Home

- Microsoft Learn
- Microsoft Training Days
- Exam Preparation
- Microsoft Certifications

Help

Q: What types of training are available on the LxP?

A: The LxP provides access to the following types of training:

- Self-paced guided learning paths and modules on Microsoft Learn
- Fundamentals learning events called Virtual Training Days
- Microsoft Instructor-Led Courses
- Learning Partner Instructor-Led Courses (at a significant discount)
- Microsoft certification exam preparation course
- Microsoft Certifications

Q: How can I enroll in instructor-led training, and does it cost me anything?

A: Enrolling in training is as simple as clicking "Register" and following the steps to register. Microsoft provides Virtual Training Days and Microsoft-Delivered Courses at no cost to your employer. Please check with your employer when enrolling in Learning Partner Training events, which are significantly discounted.

Q: How do I cancel my registration for a learning event?

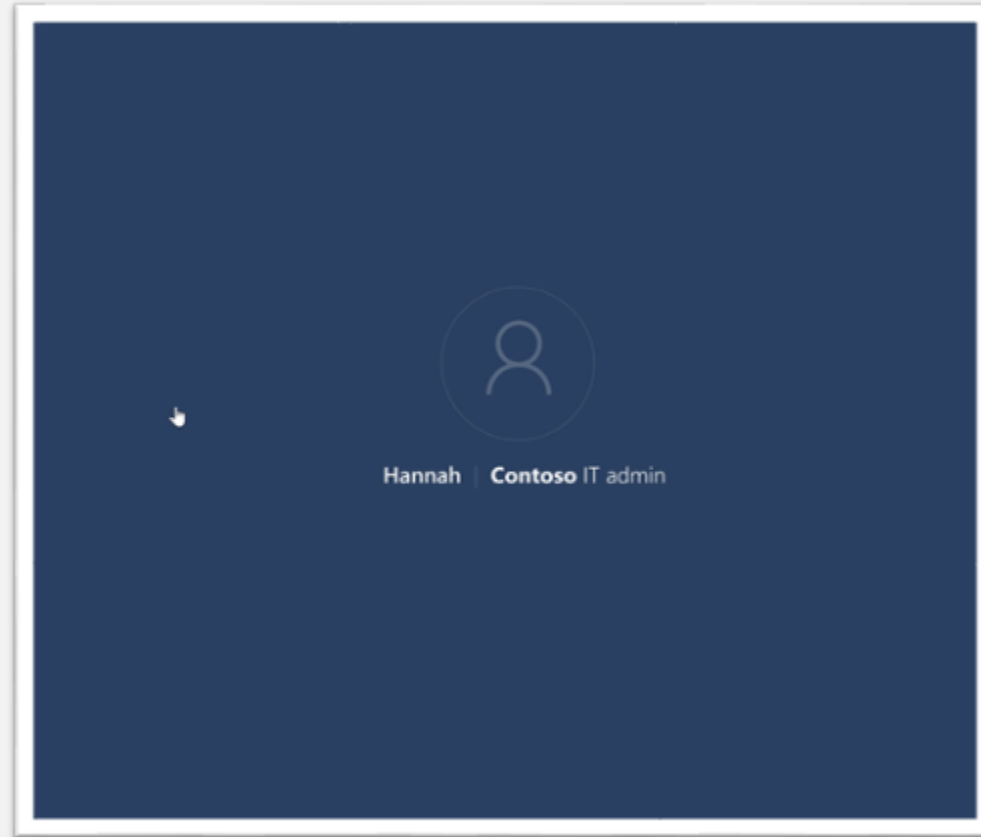
A: To cancel your registration, please refer to the email you received confirming your course enrollment. From there you may follow the instructions to cancel your registration.

Q: What is the difference between training event modalities?

A: Each training event has a modality, or a form of instruction delivery. Training is offered in the following modalities:


- In-Person Classroom: instructor-led training delivered in-person to in-person attendees
- Virtual Classroom: instructor-led training, either live or pre-recorded, delivered online to virtual attendees
- In-Person + Virtual Classroom: instructor-led training, delivered to both in-person and virtual attendees

The Learner Experience Portal – Video Demo



aka.ms/LxPWalkthroughVideo

Login Steps



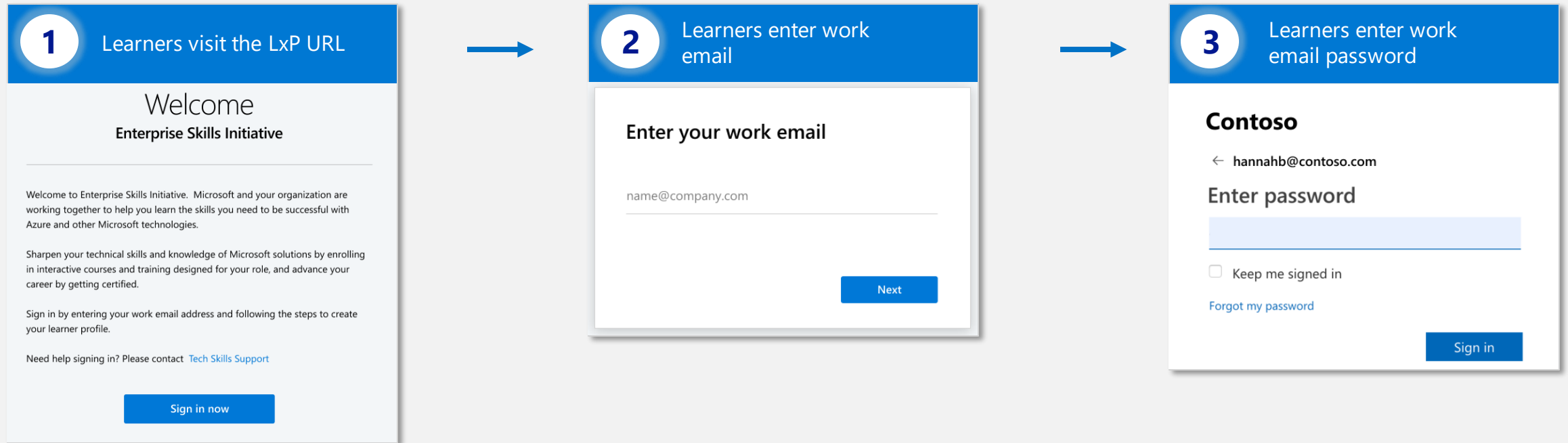
Login steps

Learners can log-in one of two ways

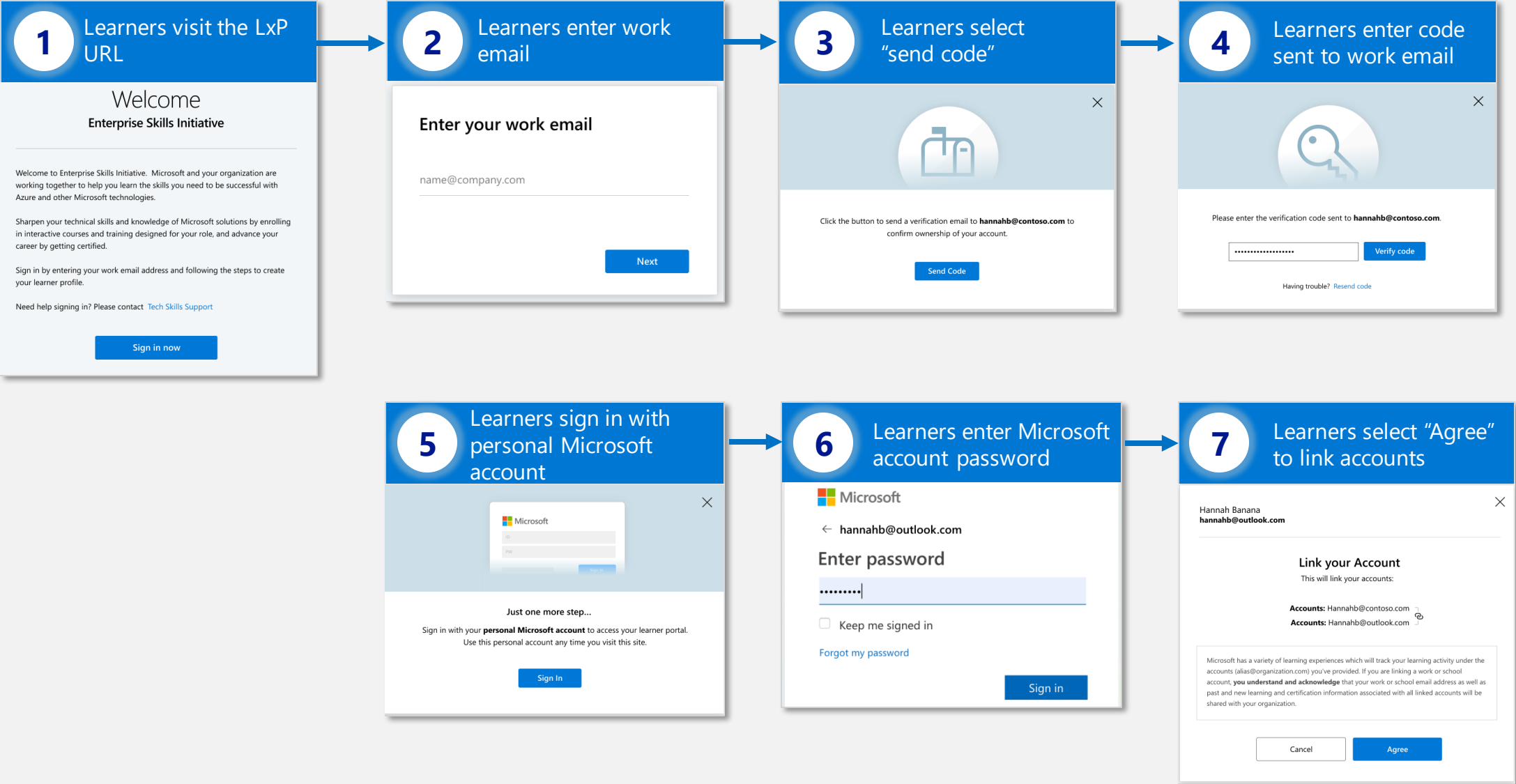
Azure Active Directory (Azure AD) login steps	
1	Visit the LxP URL
2	Enter work email
3	Enter work email password

Non-Azure AD login steps	
1	Visit the LxP URL
2	Enter work email
3	Select "send code"
4	Enter code sent to work email
5	Sign in with personal Microsoft account
6	Enter Microsoft account password
7	Select "Agree" to link accounts

Azure AD Login steps



Non-Azure AD Login steps



The portal at a glance

The LxP is a one-stop shop for Learners



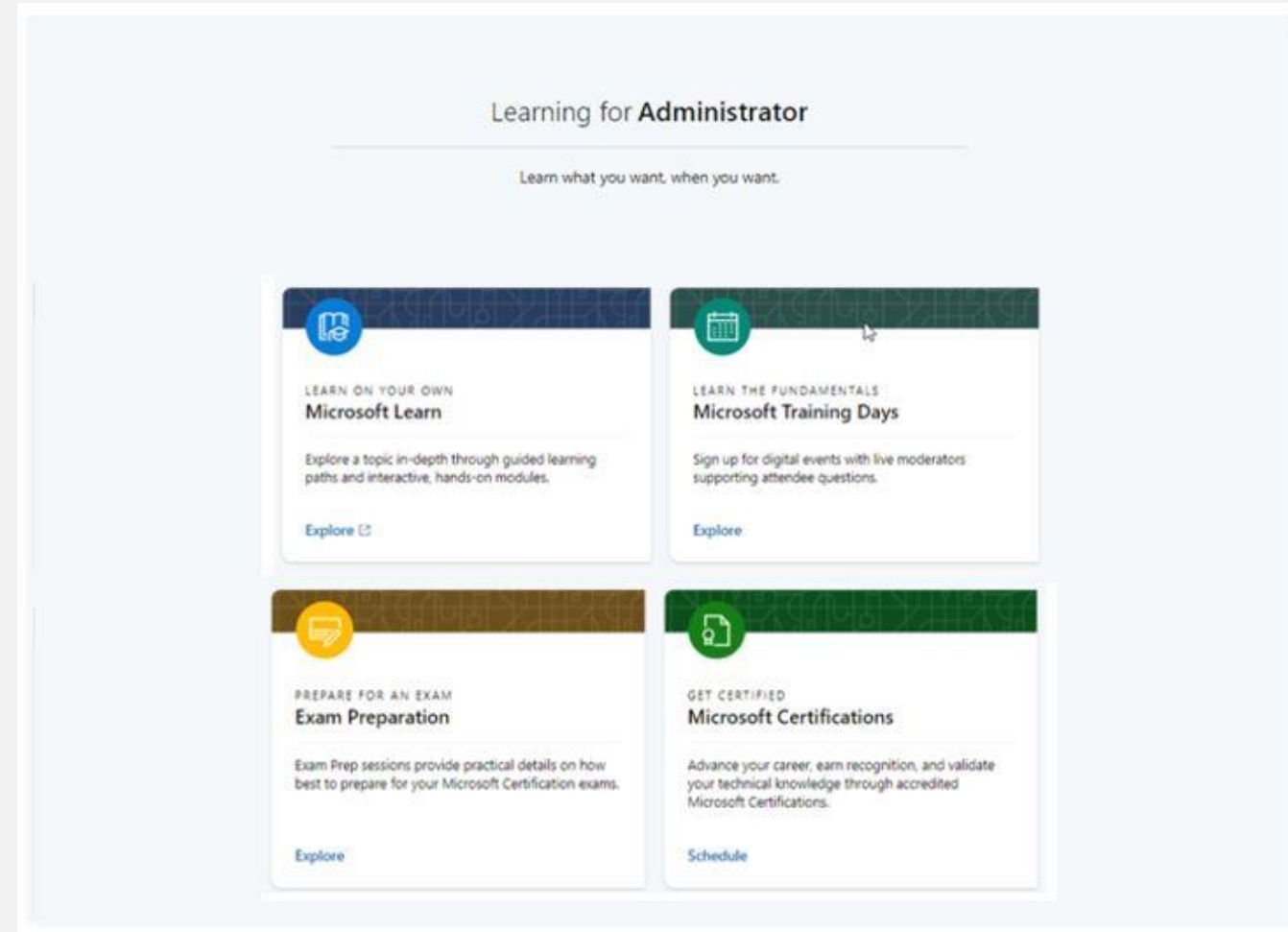
Enable Learners to view and register for 100% free certifications without the need for a voucher or code via the “Microsoft Certifications” tile



Access registration for deliveries, Learning Partner discounted class seats, and launch self-paced training directly from the portal



Access self-paced learning via Microsoft Learn



Profile Settings




- Learners can change their profile settings at anytime by clicking "Settings" in the upper right-hand corner of the portal
- **Note:** Learners self-select their Role during initial LxP login

Home

-  Microsoft Learn 
-  Microsoft Training Days
-  Exam Preparation
-  Microsoft Certifications

Settings


Select and save your preferred language, time zone, and learning role.

Language:  Select a preferred Language *
English

Country  Select a learning Country *
United States

Time zone  Select your time zone *
(GMT-08:00) Pacific Time (US & Ca...

Role  Select a learning role *
Developer

Your Learning Data  Microsoft has a variety of learning experiences which will track your learning activity under the organizational account (lechurch@microsoft.com) you've provided. By using your organizational account, you **understand and acknowledge** that your email address as well as past and new learning and certification information will be shared with your organization.

☒ I Agree

Save Changes

Microsoft Learn




LEARN ON YOUR OWN

Microsoft Learn

Explore a topic in-depth through guided learning paths and interactive, hands-on modules.

Explore 



Microsoft

Docs Documentation Learn Q&A Code Samples

Learn

Products Roles Learn TV Certifications FAQ & Help

Browse all

Learn new skills and discover the power of Microsoft products with step-by-step guidance. Start your journey today by exploring our learning paths and modules.

Filter

Clear all

Products

Find a product

☒ .NET

☐ Azure

☐ Dynamics 365

☐ GitHub

☐ Microsoft 365

☐ Microsoft Endpoint Manager

☐ Microsoft Graph

☐ Microsoft Teams

☐ Office

Roles

Find a role

☒ Administrator

☐ AI Edge Engineer

☒ AI Engineer

☐ App Maker

☐ Auditor

☐ Business Analyst


☐ Business Owner

Search

Search

Administrator AI Engineer Data Analyst Data Engineer Data Scientist Database Administrator Developer DevOps Engineer Security Engineer Solution Architect Learning Path

295 results




LEARNING PATH

Azure Fundamentals part 1: Describe core Azure concepts

1 hr 36 min

Azure Administrator Beginner




LEARNING PATH

Azure Fundamentals part 2: Describe core Azure services

3 hr 18 min

Azure Administrator Beginner




LEARNING PATH

Azure Fundamentals part 3: Describe core solutions and management tools on Azure

2 hr 56 min

Azure Administrator Beginner




LEARNING PATH

Azure Fundamentals part 4: Describe general security and network security features

1 hr 35 min

Azure Administrator Beginner




LEARNING PATH

Azure Fundamentals part 5: Describe identity, governance, privacy, and compliance features

2 hr 10 min

Azure Administrator Beginner



LEARNING PATH

Azure Fundamentals part 6: Describe Azure cost management and service level agreements

1 hr 48 min


Azure Administrator Beginner



Enable Learners to access self-paced training on Microsoft Learn

Note: Clicking “Explore” will launch a new tab

Virtual Training Days




TRAINING EVENTS

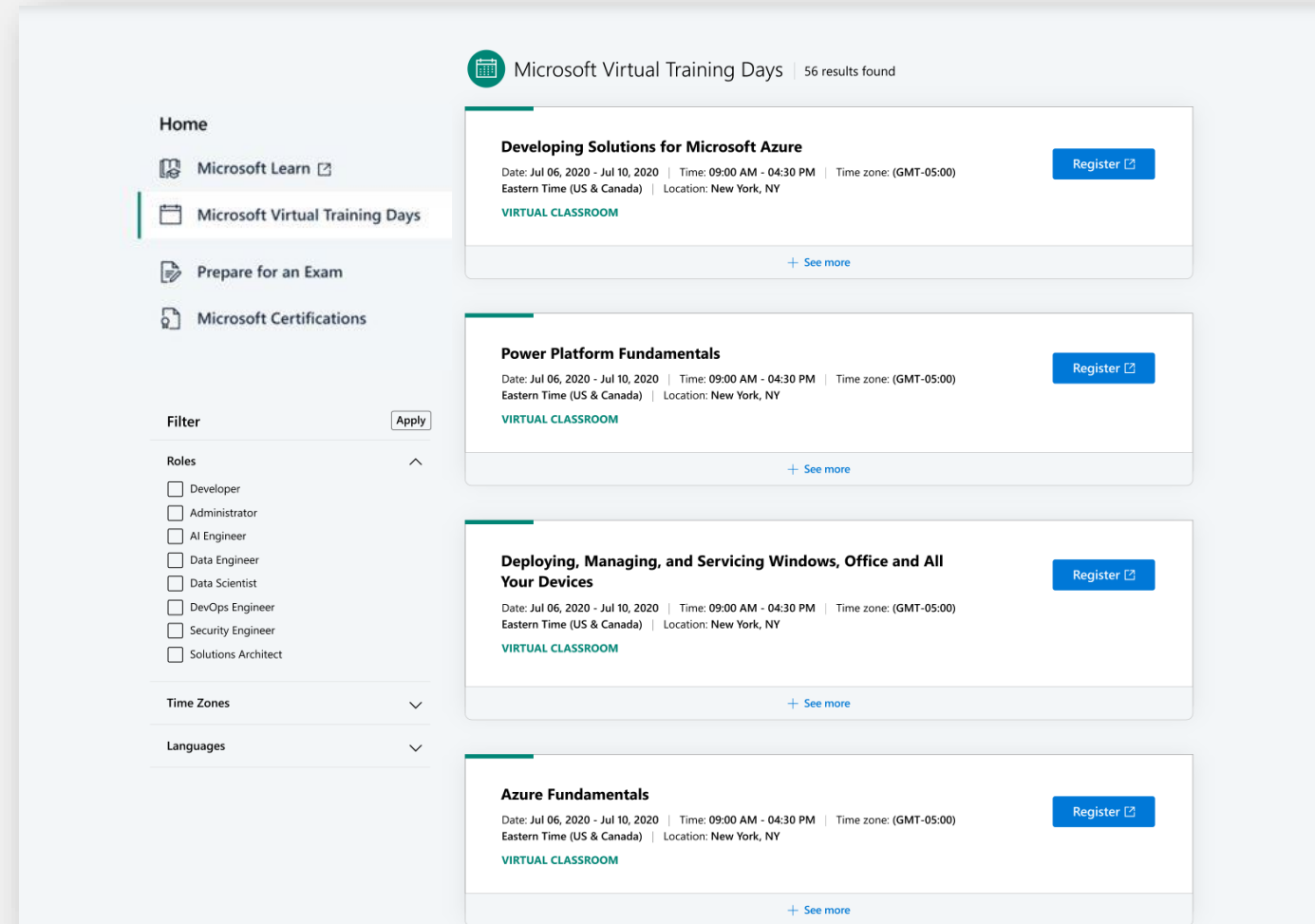
Microsoft Virtual Training Days

Sign up for digital events combining pre-recorded presentations with live moderators supporting attendee questions.

[Explore](#)

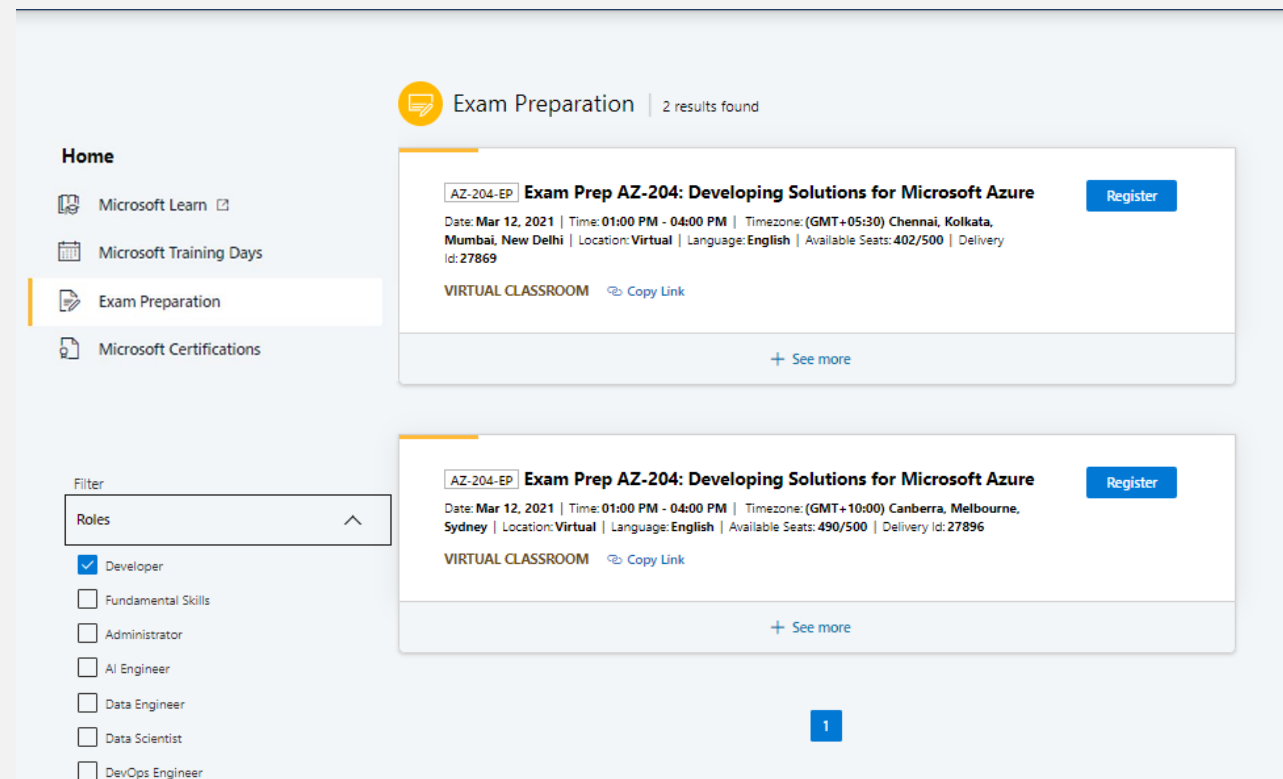

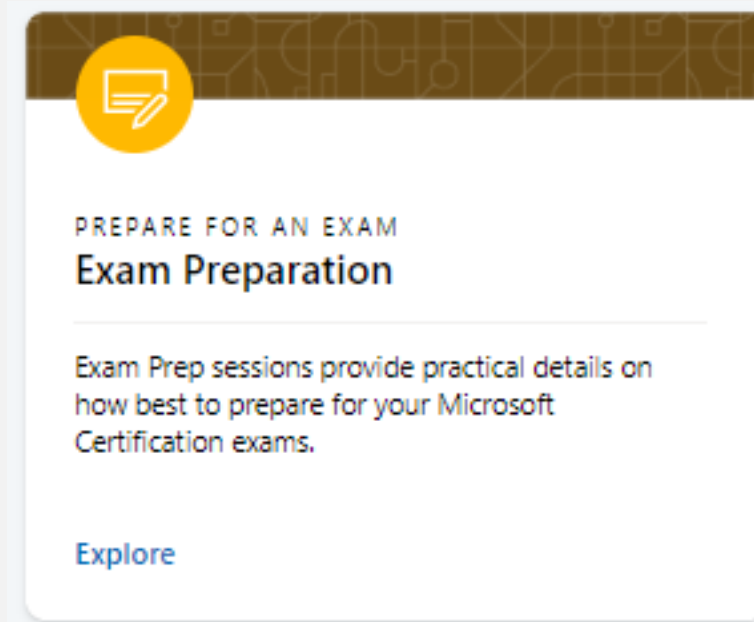


Enable Learners to view and register for Microsoft Virtual Training Days and easily filter by Role, Time Zones, and Language




The screenshot shows the Microsoft Virtual Training Days website. At the top, it says "Microsoft Virtual Training Days | 56 results found". On the left, there's a navigation menu with "Home", "Microsoft Learn", "Microsoft Virtual Training Days", "Prepare for an Exam", and "Microsoft Certifications". Below this is a "Filter" section with "Roles" (Developer, Administrator, AI Engineer, Data Engineer, Data Scientist, DevOps Engineer, Security Engineer, Solutions Architect), "Time Zones", and "Languages". The main content area lists three events: "Developing Solutions for Microsoft Azure", "Power Platform Fundamentals", and "Deploying, Managing, and Servicing Windows, Office and All Your Devices". Each event card shows the date (Jul 06, 2020 - Jul 10, 2020), time (09:00 AM - 04:30 PM), time zone (GMT-05:00), location (New York, NY), and a "Register" button. The events are labeled as "VIRTUAL CLASSROOM".

Microsoft Delivered Exam Prep Sessions



Enable Learners to view and register for Exam Prep Sessions

Microsoft Certifications




STAY AHEAD

Microsoft Certifications

Advance your career, earn recognition, and validate your technical knowledge and ability in current and future industry job roles.

Explore





Home

- Microsoft Learn
- Microsoft Virtual Training Days
- Prepare for an Exam
- Microsoft Certifications

Microsoft Certifications | 2 results found

View as Azure Developer






Microsoft Certified: Azure Fundamentals

Get Started

Lorem ipsum dolor sit amet, consectetur adipiscing elit, sed do eiusmod tempor incididunt ut labore et dolore magna aliqua. Ut enim ad minim veniam, quis nostrud exercitation ullamco laboris nisi ut aliquip ex ea commodo consequat. Duis aute.



Microsoft Certified: Azure Administrator Associate

Get Started

Lorem ipsum dolor sit amet, consectetur adipiscing elit, sed do eiusmod tempor incididunt ut labore et dolore magna aliqua. Ut enim ad minim veniam, quis nostrud exercitation ullamco laboris nisi ut aliquip ex ea commodo consequat. Duis aute.

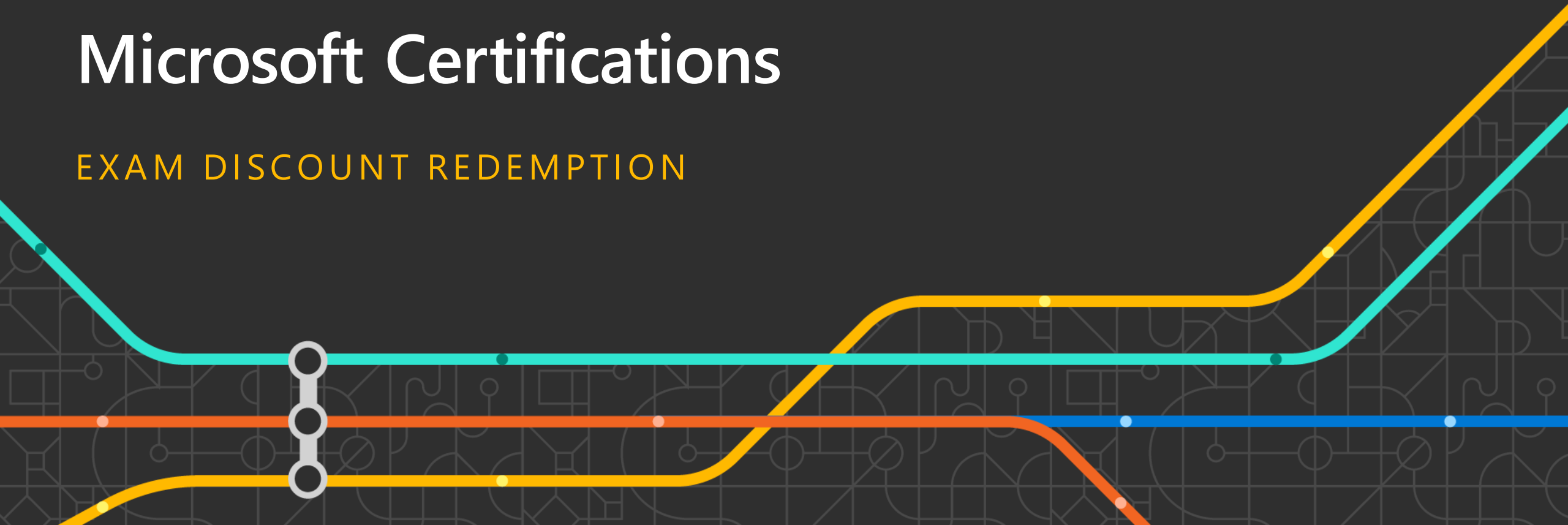
Need accommodations? To request exam accommodations, please see our [accommodations guide](#).



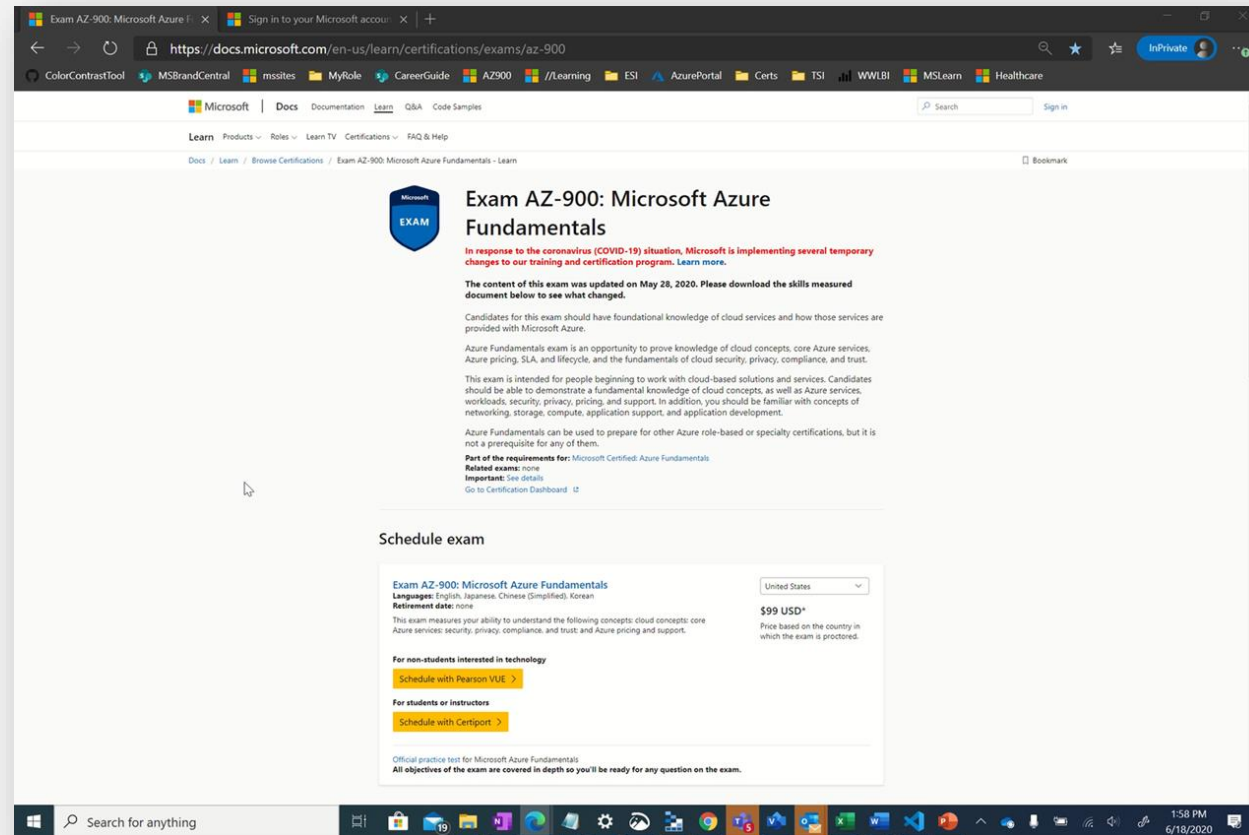
Enable Learners to view and register for 100% free exam certifications with no need for vouchers or codes

Microsoft Certifications

EXAM DISCOUNT REDEMPTION




Exam Discounts Flow – Video Demo



aka.ms/LxPExamDiscountVideo

Microsoft Certifications



STAY AHEAD

Microsoft Certifications

Advance your career, earn recognition, and validate your technical knowledge and ability in current and future industry job roles.

Explore





Home

- Microsoft Learn
- Microsoft Virtual Training Days
- Prepare for an Exam
- Microsoft Certifications

Microsoft Certifications | 2 results found

View as Azure Developer






Microsoft Certified: Azure Fundamentals

Get Started

Lorem ipsum dolor sit amet, consectetur adipiscing elit, sed do eiusmod tempor incididunt ut labore et dolore magna aliqua. Ut enim ad minim veniam, quis nostrud exercitation ullamco laboris nisi ut aliquip ex ea commodo consequat. Duis aute.



Microsoft Certified: Azure Administrator Associate

Get Started


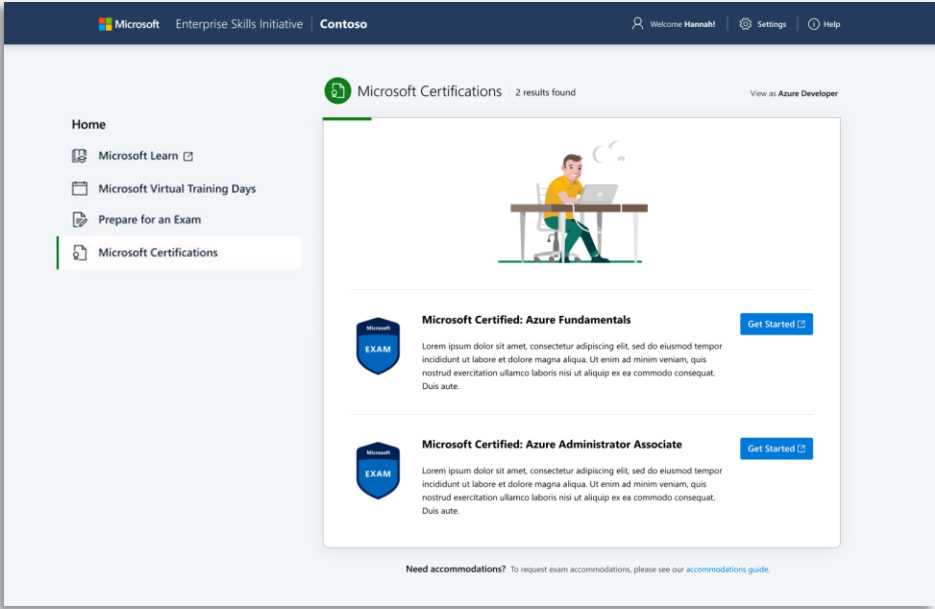
Lorem ipsum dolor sit amet, consectetur adipiscing elit, sed do eiusmod tempor incididunt ut labore et dolore magna aliqua. Ut enim ad minim veniam, quis nostrud exercitation ullamco laboris nisi ut aliquip ex ea commodo consequat. Duis aute.

Need accommodations? To request exam accommodations, please see our [accommodations guide](#).



Enable Learners to view and register for 100% free exam certifications with no need for vouchers or codes

Get Certified Flow



Learner clicks “Get Started” to access the Certification Registration flow

Microsoft Learning

Your dashboard

Back home

MCID 007
Mary Doe
mary.doe@hotmail.com

Certification Profile

Exam Discounts

Certification Profile

Exam PL-900: Microsoft Power Platform Fundamentals [Change](#)

Please verify that your information is up-to-date.

Legal name

Mary Elizabeth Doe

Job Title *

Select...

Address 1 *

Main Street

Address 2

Address 3

City *

Seattle

Country *

United States

State *

Washington

Postal code *

98112

Country code *

Select...

Area code *

Phone number *

Ext

Email *

mary.doe@hotmail.com

Preferred language *

Select...

☐ I would like to hear from Microsoft about products, services, and events, including the latest solutions, tips, and exclusive offers.

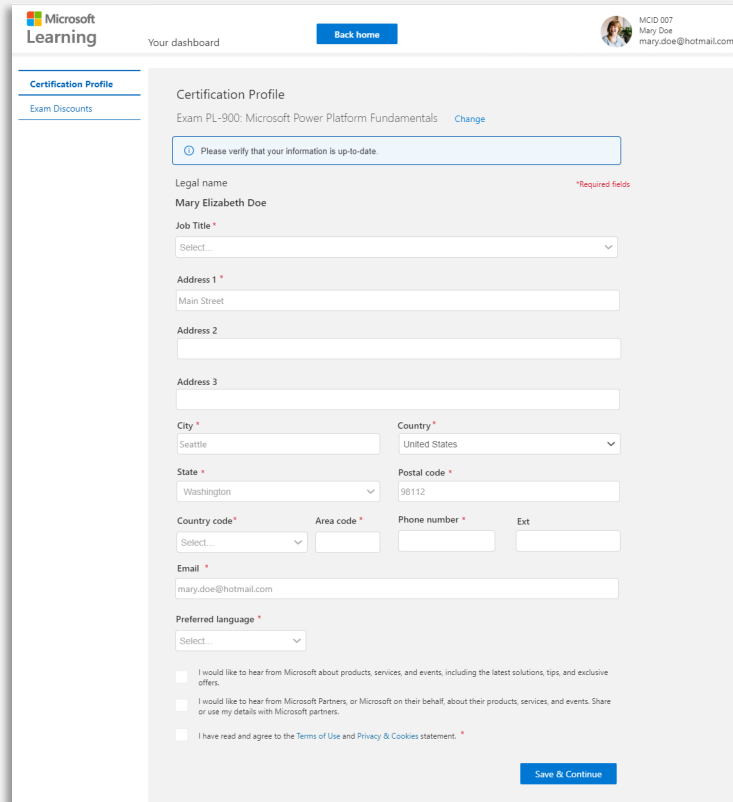
☐ I would like to hear from Microsoft Partners, or Microsoft on their behalf, about their products, services, and events. Share or use my details with Microsoft partners.

☐ I have read and agree to the [Terms of Use](#) and [Privacy & Cookies](#) statement. *

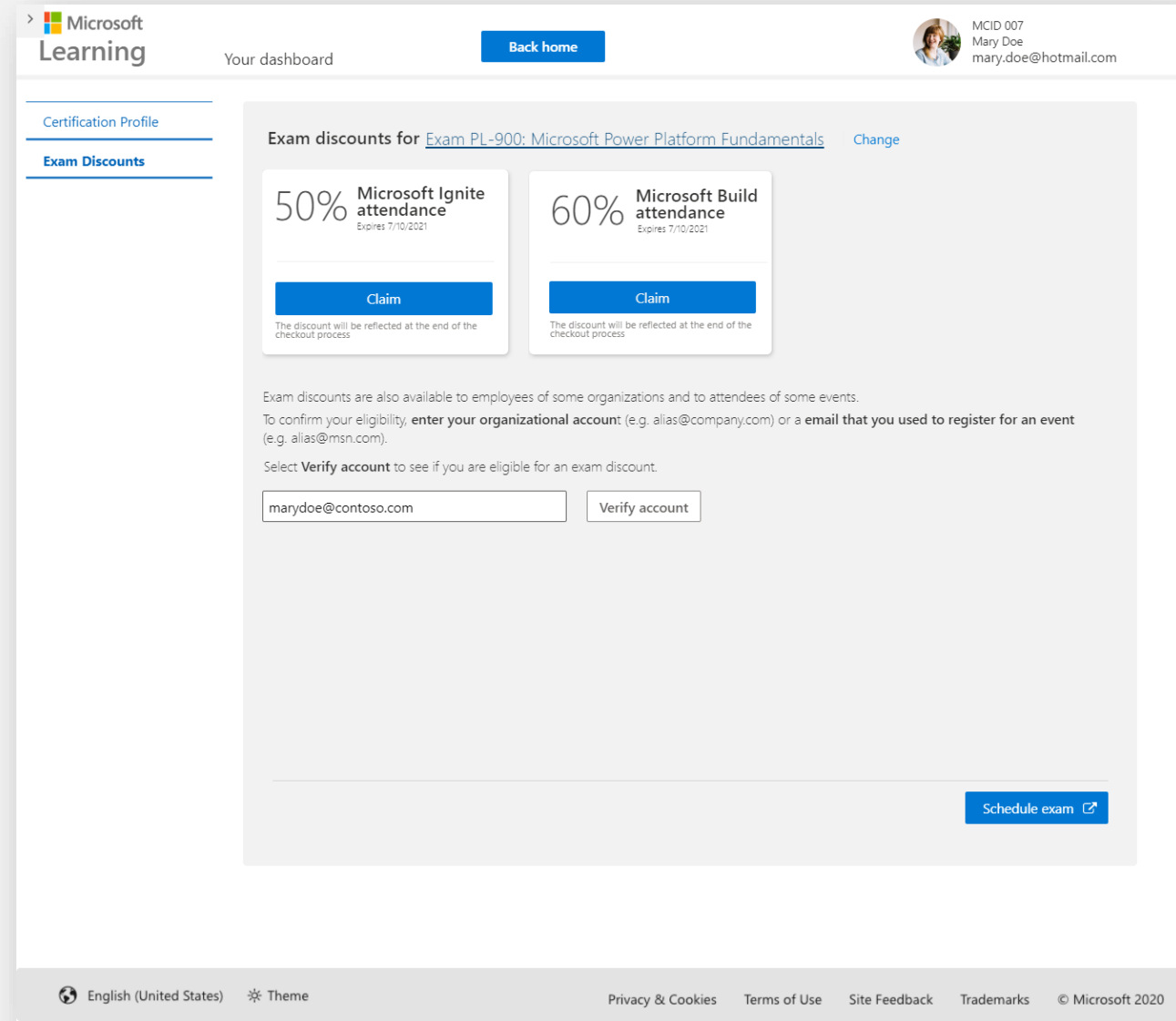

Save & Continue

This document is for informational purposes only. Microsoft makes no warranties, express or implied, in this summary

Get Certified Flow



The screenshot shows the 'Certification Profile' form in the Microsoft Learning dashboard. The user is Mary Doe (MCID 007, mary.doe@hotmail.com). The form includes fields for Legal name (Mary Elizabeth Doe), Job Title (a dropdown menu), Address 1 (Main Street), Address 2, Address 3, City (Seattle), Country (United States), State (Washington), Postal code (98112), Country code, Area code, Phone number, Ext, Email (mary.doe@hotmail.com), and Preferred language. There are also checkboxes for marketing preferences and a 'Save & Continue' button at the bottom right.

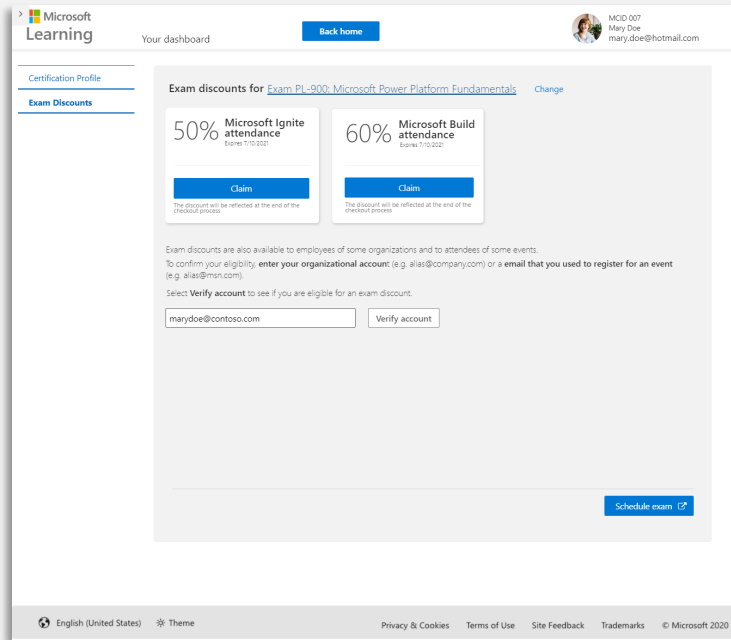


The screenshot shows the 'Exam Discounts' page in the Microsoft Learning dashboard. The user is Mary Doe (MCID 007, mary.doe@hotmail.com). The page displays two discount cards: '50% Microsoft Ignite attendance' (Expires 7/10/2021) and '60% Microsoft Build attendance' (Expires 7/10/2021). Each card has a 'Claim' button. Below the cards, there is a section for 'Exam discounts for Exam PL-900: Microsoft Power Platform Fundamentals' with a 'Change' link. A paragraph explains that exam discounts are also available to employees of some organizations and to attendees of some events. To confirm eligibility, users can enter their organizational account (e.g., alias@company.com) or a email that they used to register for an event (e.g., alias@msn.com). A 'Verify account' button is provided. At the bottom right, there is a 'Schedule exam' button.



Learner fills out Certification Profile information and clicks "Save & Continue"

Get Certified Flow



Microsoft Learning

Your dashboard

Back home

MCD 007
Mary Doe
mary.doe@hotmail.com

Certification Profile

Exam Discounts

Exam discounts for [Exam PL-900: Microsoft Power Platform Fundamentals](#) [Change](#)

50% Microsoft Ignite attendance
Expires 7/10/2021

Claim

60% Microsoft Build attendance
Expires 7/10/2021

Claim

Exam discounts are also available to employees of some organizations and to attendees of some events. To confirm your eligibility, **enter your organizational account** (e.g. alias@company.com) or a **email that you used to register for an event** (e.g. alias@msn.com).

Select **Verify account** to see if you are eligible for an exam discount.

marydoe@contoso.com

Verify account

Schedule exam



contoso

Sign In

marydoe@contoso.com

.....

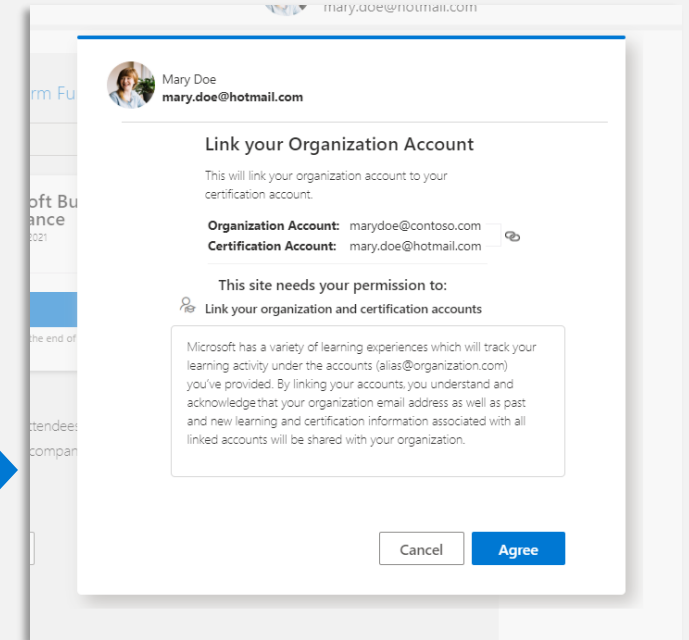

No account? [Create one!](#)

Can't access your account?

Sign in options

Back

Next



mary.doe@hotmail.com

Link your Organization Account

This will link your organization account to your certification account.

Organization Account: marydoe@contoso.com

Certification Account: mary.doe@hotmail.com

This site needs your permission to:

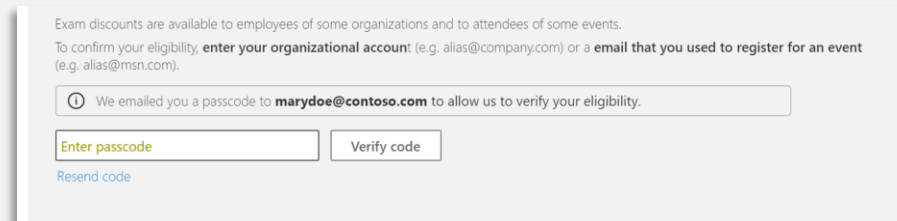
Link your organization and certification accounts

Microsoft has a variety of learning experiences which will track your learning activity under the accounts (alias@organization.com) you've provided. By linking your accounts, you understand and acknowledge that your organization email address as well as past and new learning and certification information associated with all linked accounts will be shared with your organization.

Cancel

Agree

OR non-AAD:



Exam discounts are available to employees of some organizations and to attendees of some events. To confirm your eligibility, **enter your organizational account** (e.g. alias@company.com) or a **email that you used to register for an event** (e.g. alias@msn.com).

We emailed you a passcode to **marydoe@contoso.com** to allow us to verify your eligibility.

Enter passcode

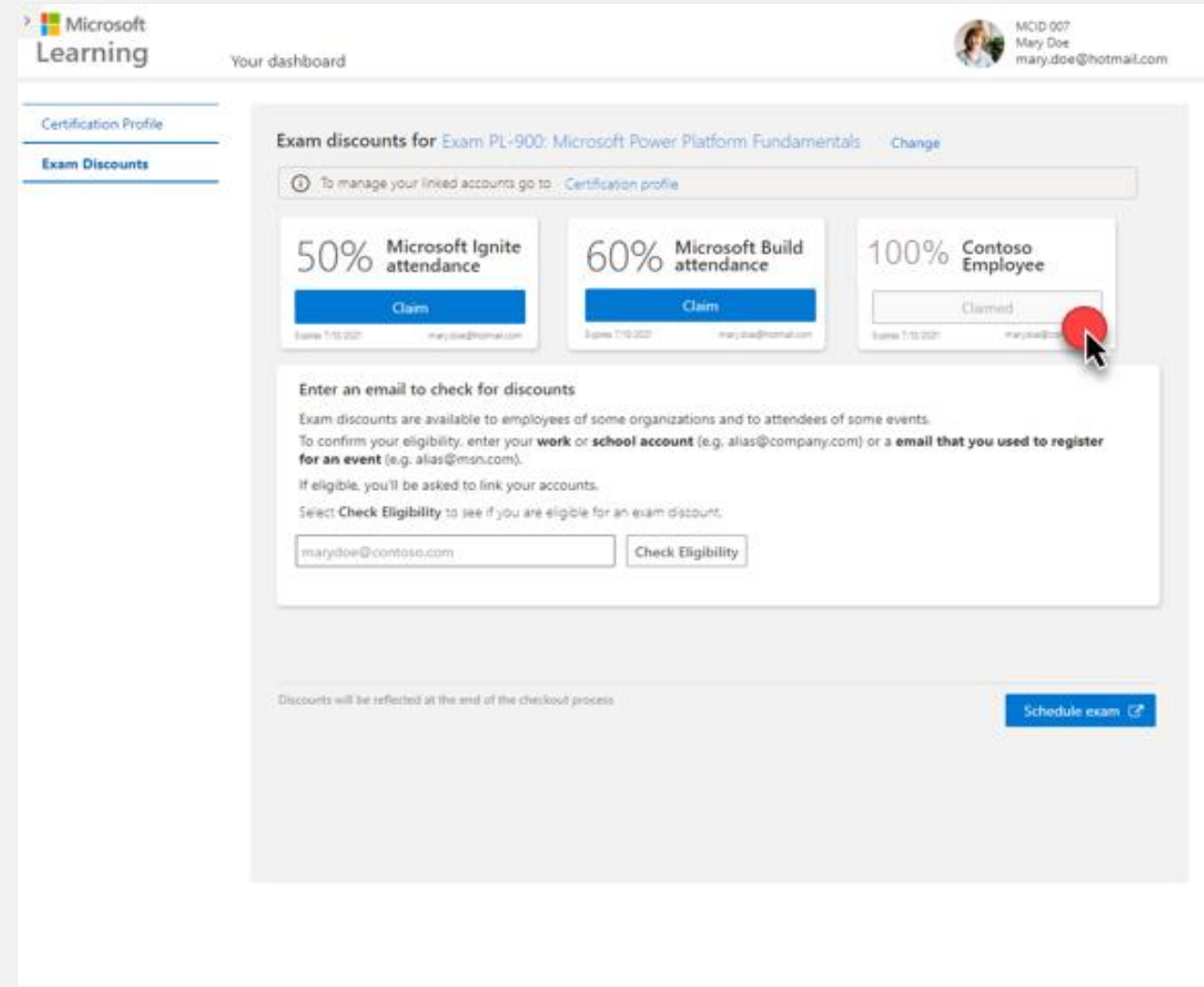
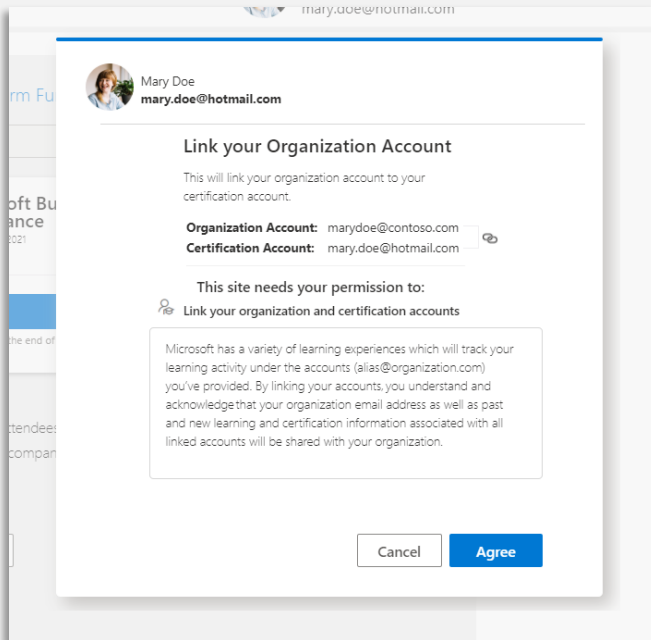
Verify code

[Resend code](#)



1. Learner enters work email address and clicks "Verify Account"
2. If AAD account, learner is prompted to Sign In with AAD credentials
3. If NON-AAD, Learner will be prompted to receive a confirmation email and enter code

Get Certified Flow



Once the learner has linked their accounts, they are able to claim their company discount (for ESI learners this will be a 100% exam discount)



After the learner has clicked "Claim," they can click "Schedule exam" and navigate out to PearsonVue to schedule their free exam



© Copyright Microsoft Corporation. All rights reserved.